



Kai News July 2024

President's report

Hello again tiny-tree-people

Last month's report was a longer one and as in nature, all things should exist in balance.

In June's CBK meeting Gail gave us a good schooling in Winter-pruning and I felt the depths of our darker, colder season. Indeed beautiful deciduous ramification will certainly do that to you.

Unbelievably however, we've just hit July. And the funny thing about July is it comes just before August.

I'm not sure if some of my trees have even had a dormancy period yet, but personally, there's nothing like realizing that next month is August to start lighting a fire under me!

Time to start the Spring to-do list. Exciting stuff.

Lastly, speaking of August, a quick appeal to our veteran members regarding trees for ABC6. Please keep CBK in mind, as all clubs need to finalize their trees by the end of August.

Till we meet again.

Warm regards,
Sharn Jackson





June 2024 meeting



Upcoming Events

- **Saturday workshop**

**13 July 2024 from 12 to 2pm at Bishopsford Bonsai Nursery,
3 Muscat Lane South, Constantia.**

You are welcome to join us at the next workshop, where we are available to help if you require assistance with pruning, potting or need other bonsai-related advice. Please bring along your bonsai, tools, turntables, pots and other necessary items to work on trees. We will do a WhatsApp attendance poll closer to the time for catering and seating purposes.

- **Thursday evening meeting**

18 July 2024 at JP Duminy Hall at 7.15 for 7.30pm

Theme of the month: Swamp Cypress

Please bring your Swamp Cypress or deciduous trees (if you don't have a Swamp) for the display table.

Ken Wainman will be chatting to us about propagation.

Cutting swap: We have decided to postpone the swap as we want to include rooted cuttings not just branches. Will let you know when. Pot up some cuttings soon.


And we are introducing a new slot called "Getting to know you", where we invite one or two members a month to give a 5-10 minute introduction of yourself and your bonsai journey. This will be a regular item at our meetings. Please volunteer to tell us about yourself.





- **Oyama Winter Bash**

Saturday and Sunday 3 - 4 August 2024



BONSAI
ROCKS


AI image from Laurent Karine

WINTER BASH 2024

3-4 August 2024
J P Duminy Hall
Kinkel Way, Newlands

R960 PER COUPLE SATURDAY AND SUNDAY
R640 PP SATURDAY AND SUNDAY
R320 PP ONE DAY ONLY

RESERVATION OR ENQUIRY viky.petermann@gmail.com



- **African Bonsai Convention 6 (ABC6)**

Friday 8 to Sunday 10 November 2024 – Stellenbosch

Click on the link below for all of the details and registration form.

<https://www.saba.org.za/abc6convention>

The Ma in Bonsai

gap, space, pause

THE SPIRIT OF AFRICA
ABC6

8-10 November 2024
Stellenbosch

FOR MORE INFORMATION PLEASE VISIT WWW.SABA.ORG.ZA

**ALL DETAILS AND REGISTRATION NOW
ON OUR WEBSITE**



Winter Pruning Bonsai

Essential Tips for Healthy Growth

Winter pruning is a crucial aspect of bonsai care that significantly contributes to the tree's health and aesthetic appeal. As the colder months set in, it's the perfect time for bonsai growers to focus on shaping and maintaining their bonsai. Here's a comprehensive guide to winter pruning bonsai.

Why Prune in Winter?

Winter is an ideal time for pruning bonsai for several reasons:


1. **Dormancy:** During winter, most bonsai trees enter a state of dormancy. This period of reduced activity means the trees are less likely to suffer shock from pruning.
2. **Structure Visibility:** With deciduous trees shedding their leaves, it's easier to see the branch structure. This visibility allows for more precise and strategic pruning.
3. **Disease Prevention:** Pruning in winter reduces the risk of disease transmission as many pests and pathogens are inactive in colder weather.

Preparing for Winter Pruning

Before you start pruning, ensure you have the right tools. Sharp, clean pruning shears, scissors and branch and knob cutters are essential. Sterilise your tools before use to prevent infections.

Steps to Prune Bonsai in Winter

1. **Examine the Tree:** Take a close look at your bonsai tree. Identify branches that need to be pruned, focusing on dead, diseased or crossing branches. Also consider the overall shape you want to achieve.
2. **Remove Dead or Diseased Wood:** Start by cutting away any dead or diseased branches. This helps prevent the spread of disease and promotes healthy growth.
3. **Thin Out Dense Areas:** If some areas of your bonsai are too dense, thin them out to improve air circulation and light penetration. This step is crucial for the health of the tree.
4. **Shape the Tree:** Prune to maintain or achieve your desired shape. Cut back branches that are growing out of proportion or in unwanted directions. Always make cuts just above a bud or branch junction to encourage new growth in the right direction.



1. Suckers that grow from the base of the trunk
2. Branches blocking view on the trunk
3. Limbs that grow close to the ground
4. Hanging branches
5. Dead branches
6. Crossing branches
7. Branches returning to the center of the tree
8. Upward growing interior branches
9. Branches with unnatural twists and turns
10. Parallel growing branches
11. Suckers higher on the trunk (water sprouts)
12. Branches extending beyond the tree profile
13. Branches growing from the same height on trunk
14. Branches that compete with the trunkline
15. Disproportionately thick branches at the top

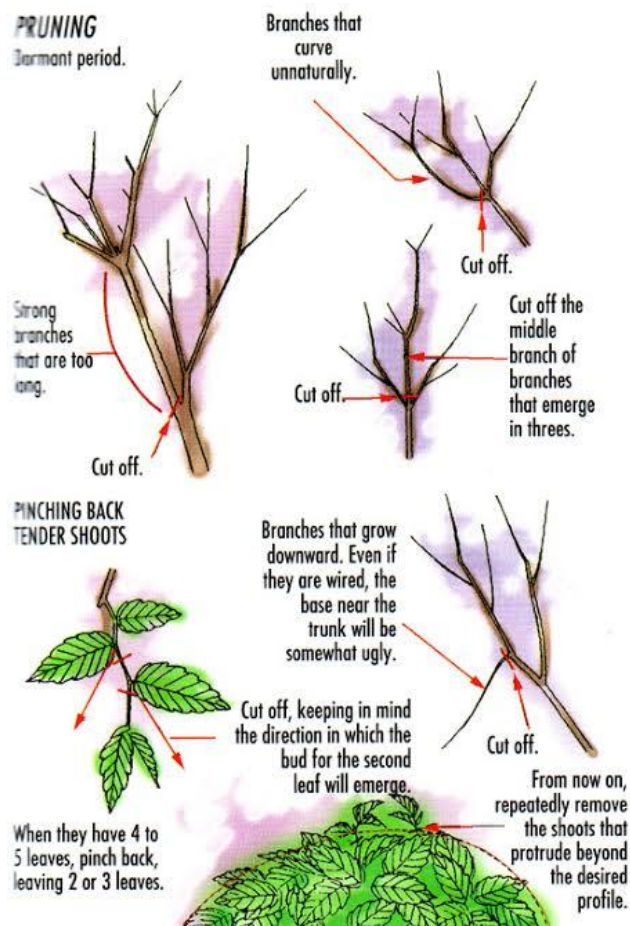
Special Considerations for Different Species

- **Deciduous Trees:** These trees benefit greatly from winter pruning due to their dormant state. Focus on removing old leaves and thinning branches.
- **Evergreen Trees:** While evergreens can be pruned in winter, it's essential to avoid heavy pruning as they are more sensitive to cold. Light pruning and shaping are recommended.
- **Tropical Bonsai:** These trees do not go dormant and require careful consideration. It's often better to prune tropical bonsai in their growing season.

Conclusion

Winter pruning is an essential practice for bonsai enthusiasts aiming to cultivate healthy, aesthetically pleasing trees. By taking advantage of the dormant season, you can effectively manage growth, shape your trees, and prepare them for vigorous growth in the spring. Remember, the key to successful pruning lies in careful planning, using the right tools and understanding the unique needs of your bonsai species. Happy pruning!

©Gail Theron, Bishopsford Bonsai Nursery





Preparing your bonsai for display

► **Understanding the Purpose of Display**

- The goal is to showcase your tree's beauty, health and artistry. Whether preparing for an exhibition, a club meeting or for displaying in your home the same principles apply.

► **Timing and Seasonal Considerations**

- Display your bonsai when it's at its peak. For deciduous trees, this could be in full leaf, autumn colours or bare branches revealing intricate branch ramification in winter. For flowering or fruiting bonsai, try to time their bloom or fruit display perfectly.

► **Pruning and Wiring**

- Trim any overgrown branches. This helps maintain the tree's shape and emphasizes its best features. Use wiring to position branches aesthetically but avoid overdoing it.

► **Cleaning the Bonsai**

- Gently clean leaves to remove dust and debris, this can be done with a spritz of water or soft brush. Be careful not to damage leaves. Remove discoloured or damaged leaves.

- Clean the trunk and branches with a soft toothbrush to bring out the natural colour and texture and remove moss and dirt.
 - Clean the pot to remove any dirt or calcium deposits. Use furniture oil once you've cleaned to give the pot a polished look. A clean pot enhances the overall presentation.
- **Soil, Moss and gravel**
 - Keep the soil surface neat and weed-free.
 - Add moss for visual appeal and a finished look. Ensure the moss is healthy and matches the scale of your bonsai.
 - Finish with gravel if you wish.
- **Health Check**
 - Inspect the tree for any signs of pests or diseases. Treat any issues before displaying the bonsai.
 - Water the tree appropriately before the display. The soil should be moist but not soggy.
- **Display Stand and Accent Plants**
 - Ensure that the overall presentation is balanced and harmonious. The stand should frame your bonsai and direct attention to the tree.
 - Consider using accent plants, figurines or suiseki to enhance the overall display without overshadowing the bonsai.
- **Final Touches and Transport**
 - Before the display, give your bonsai a final once-over. Secure it well during transport to avoid any damage.
- **Presentation**
 - Once set up, step back and ensure your bonsai is presented in the best possible way with the tree being the focal point and all the other elements contributing to its beauty.
- **Enjoy and Share**
 - Enjoy the moment.
 - Displaying your bonsai is a chance to share your hard work. Engage with viewers, share the story of your tree and be open to feedback. Every display is a learning opportunity.
- **Show Preparation**
 - In the run up to the show later this year we will be including a document in Kai News titled "100 days to the show", this will give you guidelines to prepare for the annual show.

I hope these tips help. Preparing your bonsai for display is a meticulous but rewarding process.

© **Debbie Harris, Bishopsford Bonsai Nursery**



Bonsai tasks to do in Cape Town in July

Month	Mean Rainfall mm	Relative Humidity %	Daily Sunshine Hours	Maximum Temperature Celsius	Minimum Temperature Celsius
July	100	80	6	16	8

POSITION	The shortest day has passed and days are getting longer but only marginally. The same remarks apply as for June.
WATERING	The water table is high and frequent rains and dull days often mean wet conditions but, take care! A few dry days and bonsai could suffer. The winds are strong and frequent, shelter delicate trees and pots! Ensure that pots drain correctly.
FERTILISING	No point in fertilising this month - temperatures are too low.
DISEASE CONTROL	Snails and slugs are busy, use appropriate bait. Fungus spores may be active during wet humid conditions. It is never cold enough in our area to kill spores of fungus effectively. Use fungicides if necessary.
PRUNING	Winter prune and design prune deciduous trees.
POTTING	This is a really busy potting month for most deciduous trees such as Celtis, Ulmus, Acer, Taxodium, Betula, Carpinus, Wisteria and Malus. Visit a nursery for soil and pot supplies. It is always preferable to take a tree for which a pot is to be chosen to the pot supplier for direct selection.
REMARKS	A month when enthusiasm is sometimes at a low ebb but soon sap will be rising. Enjoy exchanging views with like-minded people and reading books and maybe even surfing the web on Bonsai and related topics.

Cape Bonsai Kai 2024 meetings & workshops

January	February	March
<p>Saturday 13 January 12 to 3pm Workshop 12-3pm at Bishopsford Theme - New Tree for New Year</p> <p>Thursday 18 January 7.15 for 7.30pm Topic of the month: Phoenix Graft Presented by Terry Erasmus</p>	<p>Saturday 10 February 12 to 2pm Workshop 12-2pm at Bishopsford Theme - Ficus</p> <p>Thursday 15 February 7.15 for 7.30pm Topic of the month: Ficus burtt-davayi Presented by Hennie Nel Young fig workshop</p>	<p>Saturday 16 March 12 to 2pm Workshop 12-2pm at Bishopsford</p> <p>Thursday 21 March 7.15 for 7.30pm Postponed due to public holiday</p>
April	May	June
<p>Saturday No workshop due to Two Oceans marathon</p> <p>Thursday 18 April 7pm Topic of the month: Olea AGM - drinks and snacks supplied Sales table</p>	<p>Saturday 11 May - all day World Bonsai Day at Bishopsford</p> <p>Thursday 16 May 7.15 for 7.30pm Topic of the month: Rocks & Bonsai Presented by Gail Theron</p>	<p>Saturday 15 June 12 to 3pm Workshop 12-3pm at Bishopsford Makhro - Pests/diseases & fertlising</p> <p>Thursday 20 June 7.15 for 7.30pm Topic of the month: Deciduous trees Winter Pruning workshop Preparing your tree for display</p>
July	August	September
<p>Saturday 13 July 12 to 2pm Workshop 12-2pm at Bishopsford Theme - Swamp Cypress</p> <p>Thursday 18 July 7.15 for 7.30pm Topic of the month: Propagation Presented by Ken Wainman</p>	<p>Saturday No workshop - long weekend</p> <p>Thursday 15 August 7.15 for 7.30pm Topic of the month: Myrtles Young Myrtle workshop</p>	<p>Saturday 14 September 12 to 2pm Workshop 12-2pm at Bishopsford</p> <p>Thurs 19 September 7.15 for 7.30pm Topic of the month: Evergreen & Deciduous Carl Morrow - Coping with Spring growth</p>
October	November	December
<p>Saturday 12 October 12 to 2pm Workshop 12-2pm at Bishopsford</p> <p>Thursday 17 October 7.15 for 7.30pm Topic of the month: Flowering Trees Techniques used in Bonsai Presented by Freddie Bisschoff</p>	<p>ABC6 Convention 8-10 November</p> <p>Saturday 16 November 12 to 3pm End of year braai and Workshop 12-3pm at Bishopsford</p> <p>Thursday 21 November 7.15 for 7.30pm Topic of the month: Problem Trees</p>	<p>Show - 14-15 December</p>

Cape Bonsai Kai 2025 meetings & workshops

January	February	March
<p>Saturday 11 January 12 to 2pm Workshop 12-2pm at Bishopsford</p> <p>Thursday 16 January 7.30pm Topic of the month: Ficus Figs and propagation Presented by Jan-Jurie Loots</p>	<p>Saturday 15 February 12 to 2pm Workshop 12-2pm at Bishopsford</p> <p>Thursday 20 February 7.30pm Topic of the month: Acacias Presented by Gail Theron</p>	<p>Saturday 15 March 12 to 2pm Workshop 12-2pm at Bishopsford Theme: Junipers</p> <p>Thursday 20 March 7.30pm Topic of the month: Junipers AGM - drinks and snacks supplied</p>

Saturday workshops are held at Bishopsford Bonsai Nursery, 3 Muscat Lane South, Nova Constantia Ph: 0794840627
Thursday evening meetings are held at the JP Duminy Hall, Kinkle Way, Newlands, if there is load shedding in the area the meeting venue may be changed to Bishopsford

Email: capebonsaikai@gmail.com with any queries